

Your ORCID ID and Pure

An ORCID (Open Researcher and Contributor ID) is a persistent digital identifier for researchers, used to distinguish one researcher from another and uniquely identify them in relation to their Research outputs. Pure has the functionality to send details of your publications directly into your ORCID account if you have your ORCID linked to your Pure account.

Add an existing or create an ORCID ID

You need to add an existing ORCID to your personal profile in Pure. If you do not already have one you can also create your ID from your personal profile in Pure. If you want to add an ORCID you need to first go to your personal profile by clicking on **Edit profile** from the Personal tab in Pure.



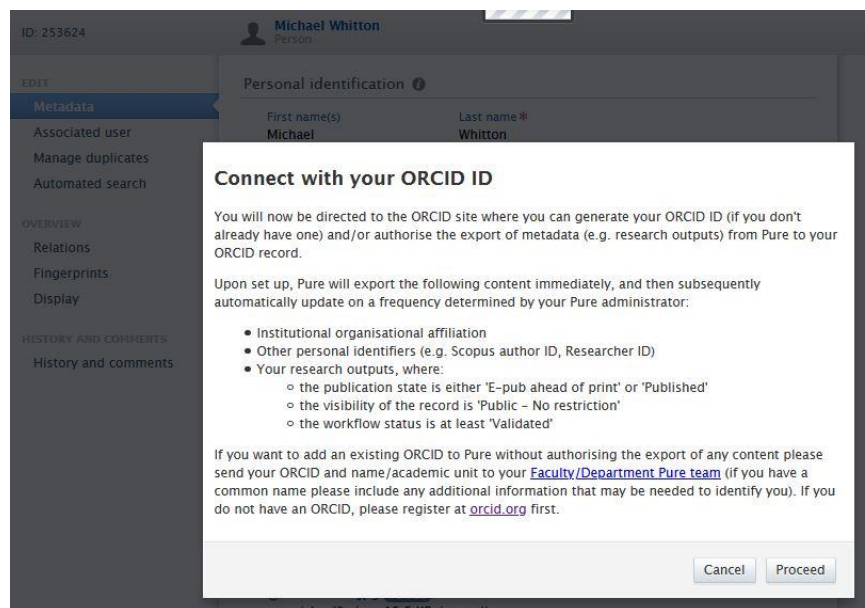
If you do not already have an ORCID assigned, there will be a link to Create or Connect your ORCID ID



Clicking the link will open a box that informs you that you will be re-directed to the ORCID site where you can login and create or connect to your existing ORCID. Click **proceed** to continue.

Pure will be able to export:

- Your affiliation as a staff / student
- Other author identifiers (Scopus, Web of Science ResearcherID etc.)
- Research outputs that are Published / E-pub ahead of print, validated by the ePrints team, and public visibility.



You will then be directed to ORCID which again displays the permissions sought. Either sign in to link an existing ORCID you created manually (or at another institution) or choose to register with ORCID.

Sign in

Email or 16-digit ORCID ID

mw2@soton.ac.uk

example@email.com or 0000-0001-2345-6789

Password


••••••••


SIGN IN


[Forgot your password or ORCID ID?](#)

Don't have an ORCID iD yet? [Register now](#)

or


 Access through your institution


 Sign in with Google


 Sign in with Facebook

When you have completed the necessary details and are returned to Pure, your ORCID will now display in your Pure profile.

ORCID

 orcid.org/0000-0003-1021-1226

 -

 ORCID for 'Michael Whitton' applied. Remember to press save.

Make sure you click the **Save** button on your personal profile before closing the page.

Assessment

Submitted to REF 2014

☐ Off


REF2014 Unit of Assessment


No value ▼

Save

Edit existing ORCID

If you wish to remove your ORCID simply click the minus sign on the right-hand side of the ORCID.

 orcid.org/0000-0003-1021-1226

 -

If you do not want to export your publications to ORCID

If you want to link your ORCID to your Pure account, but you do not want the Export to ORCID functionality enabled you need to contact your Faculty Superuser to add the ORCID to your account on your behalf. The ORCID account will be linked to the user profile, but it will not export your publication to ORCID unless you click the 'Authorise export of content to ORCID' link in your profile and agree to the permissions to do so

Turning off your ORCID notifications

ORCID will send you an email when your publications are updated by Pure. To turn off these notifications, do the following:

- Login to ORCID
- Go to Account Settings
- Go to Email and notification preferences
- Scroll down to Account and record notifications
- Choose Never for 'Items are added or edited in my record by a trusted party'

Further help

Frequently Asked Questions are available from <http://library.soton.ac.uk/orcid> For help and queries, please email researchdata@soton.ac.uk

Created by Dorothy Byatt, updated by Michael Whitton